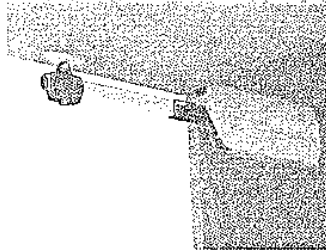


Lamp Door Stays (Soft Closing)



Dear Customer:

The SLS-ELAN stay was designed and manufactured with Sugatsune utmost care in order to give you a high performance and smooth operation on a long-term basis. We ask you to follow these instructions for best possible results and carefree use throughout its lifetime.

Safety recommendations:

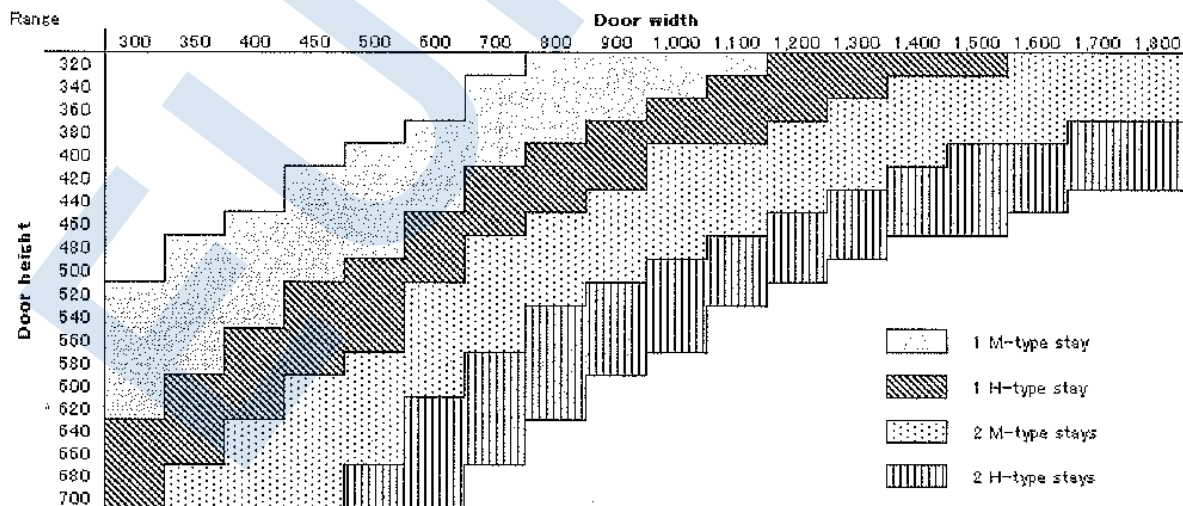
- Sugatsune recommends for the installation to be made by a professional carpenter or installer.
- The SLS-ELAN stay contains some very strong springs: for your own safety, do not fold the arm before it is securely attached to the door. Failure to observe this advice may lead to bodily injury.
- Do not disassemble the arm or body of the stay.
- Please use this stay only within the specifications indicated below.

Warranty:

- The SLS-ELAN stay was produced with a particular attention to its quality. Should you however experience any difficulty, please refer to your local supplier or the Sugatsune export department (export@sugatsune.co.jp).
- The liability of Sugatsune is limited to the replacement or repair of the stay itself. Sugatsune cannot accept any liability for damaged incurred while using this stay.
- Standard guaranty is for a one-year period from the date of shipment.

Specifications:

- Standard temperature of use is 0 to 40°C.
- Lifting Power is: 1000kgf·mm ~ 1500kgf·mm per piece of M-type stay, and 1500kgf·mm ~ 2000kgf·mm per piece of H-type stay.
Lifting Power calculation is: Door height (mm) x Weight of door including handle (kg).
- The following table provides an overview of the possible door sizes for which SLS-ELAN can be used. It is given on an indicative basis only and does not constitute a guaranty in itself. Please always test assembly.



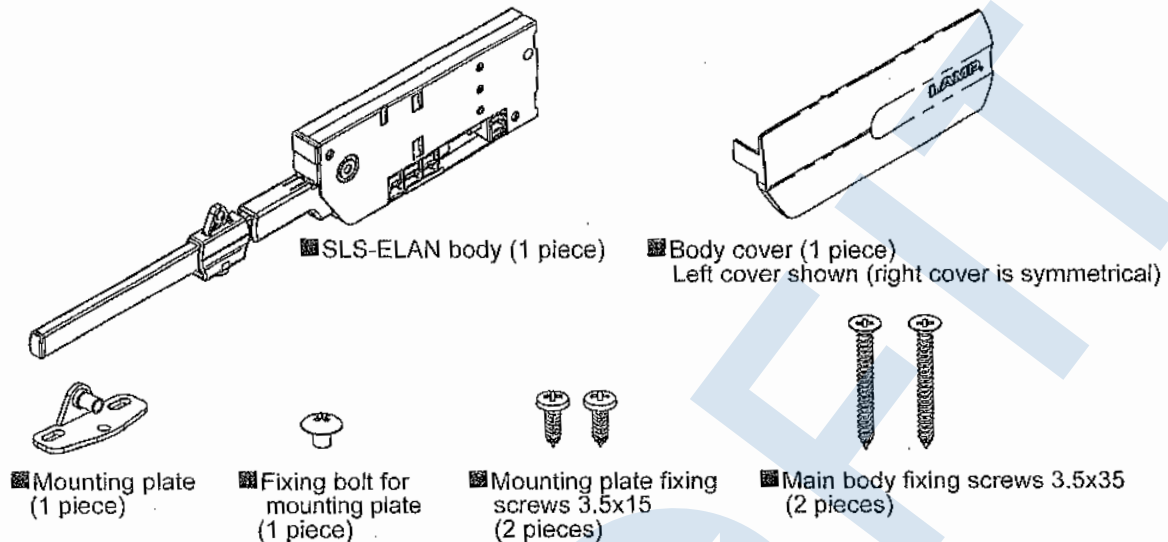
Door thickness: 18mm

Material density: 0.7kg/dm³

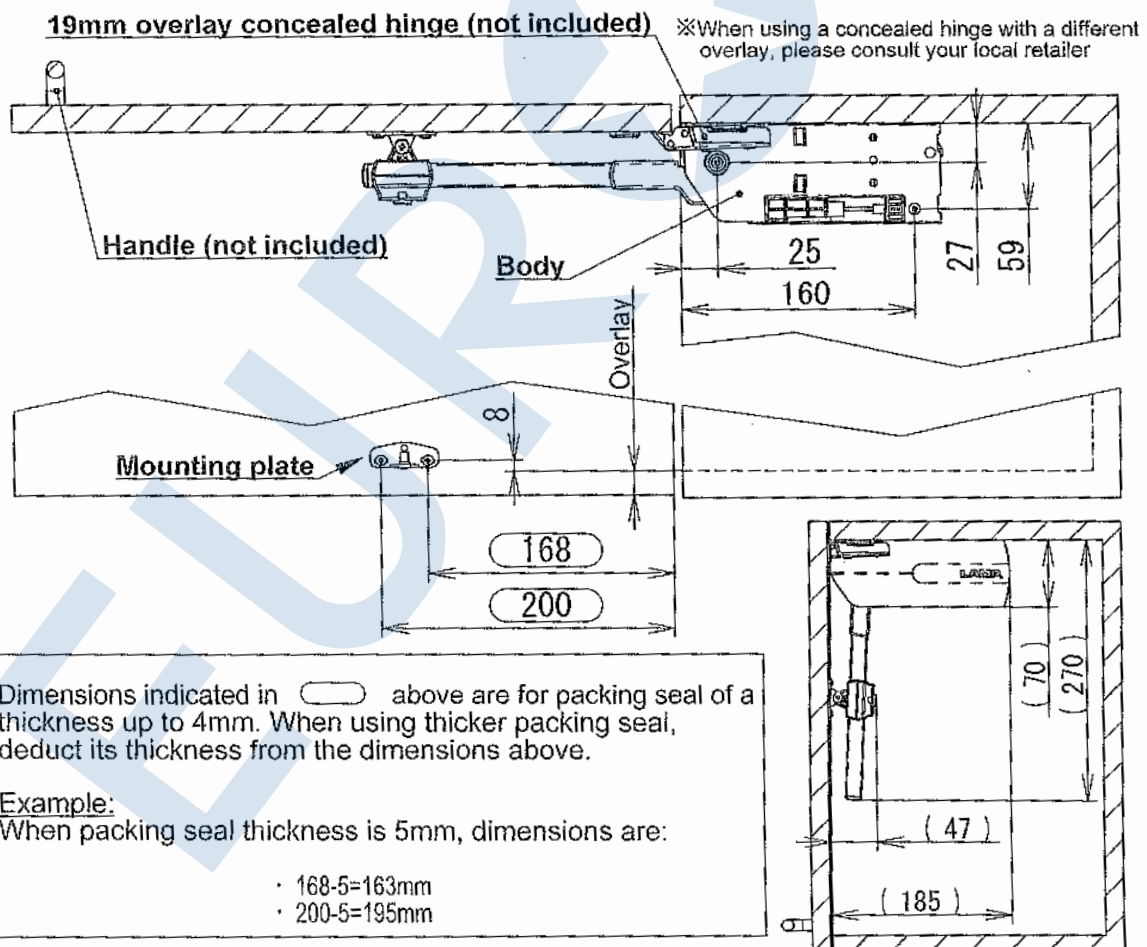
Lamp Door Stays (Soft Closing)

LAMP

Set content



Installation drawing



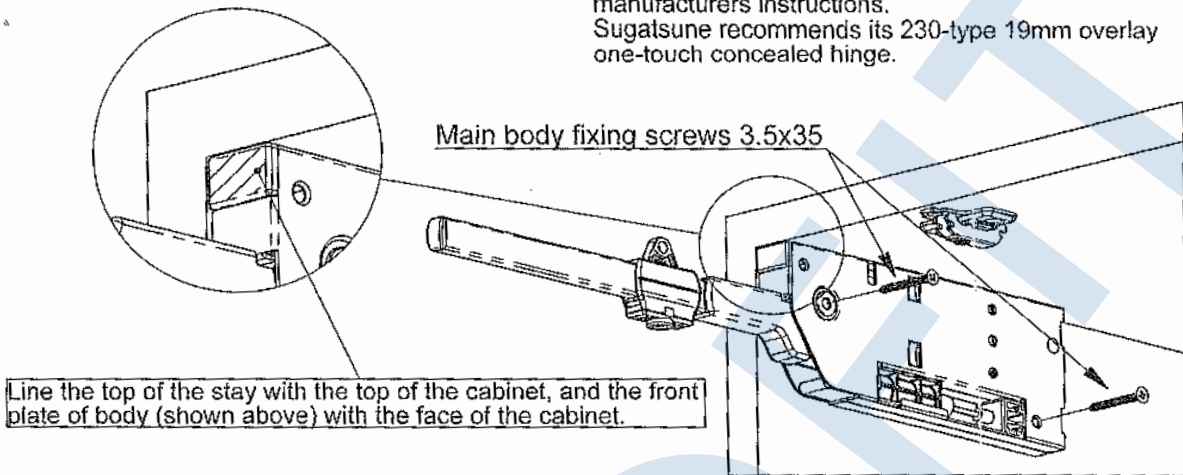
Lamp Door Stays (Soft Closing)



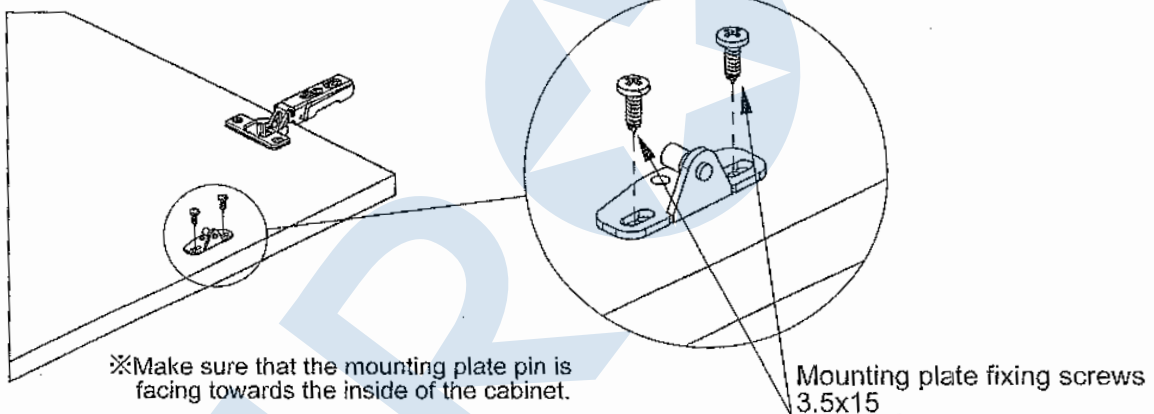
Installation

① Body installation

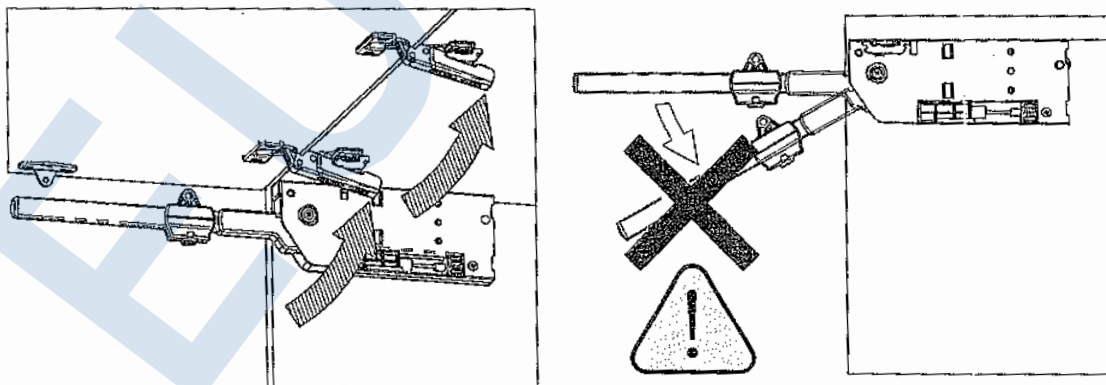
※For concealed hinge installation, please follow the manufacturers instructions. Sugatsune recommends its 230-type 19mm overlay one-touch concealed hinge.



② Mounting plate installation



③ Door installation

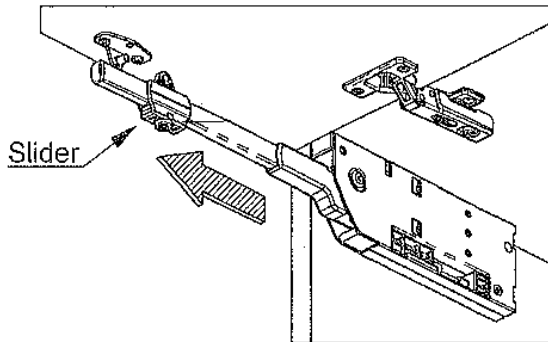


⚠ When installing the door, do not bend the arm down as it may spring back violently and cause injury.

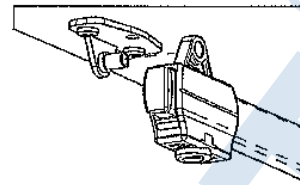
Lamp Door Stays (Soft Closing)

LAMP


④ Mounting plate and arm attachment



· Line up the Slider with the pin of the mounting plate

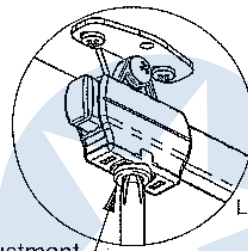
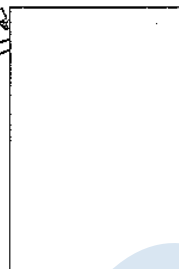
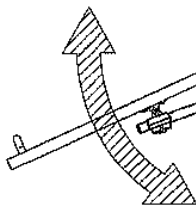


· Insert the pin of the mounting plate in the Slider

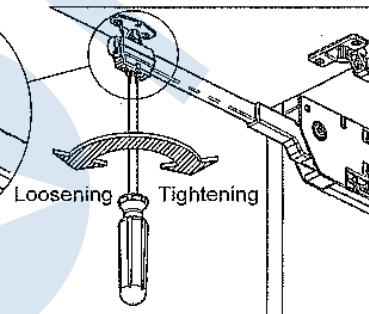


· Attach the Slider with the fixing bolt M4x5

⑤ Final adjustment



Adjustment screw

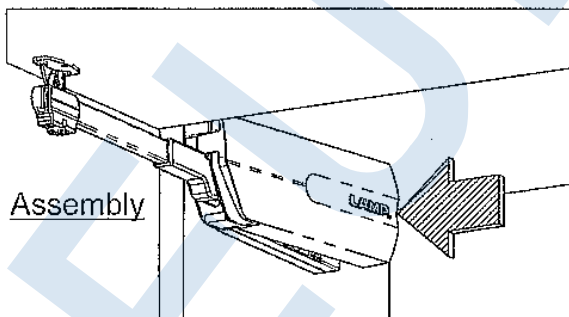


Loosening Tightening

· If you feel that the door is too light (self lift-up) or too heavy (self-closing), it is possible to limit the action of the spring by tightening the adjustment screw.

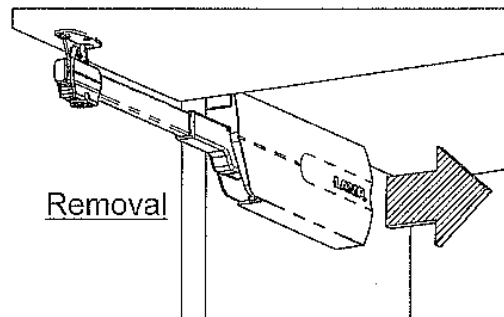
- ⚠ When using a light door, an under-tightened adjustment screw may result in a fast opening of the door.
- ⚠ Do not over-tighten the adjustment screw as this may damage the Slider.

⑥ Cover assembly and removal



Assembly

Fix the front of the cover and then clip the back in place.



Removal

To remove cover, pull the back side first.

SUGATSUNE KOGYO CO.,LTD.
Phone: +81 (0)3 3866 2260
Fax: +81 (0)3 3866 4447
E-mail: export@sugatsune.co.jp
Website: www.sugatsune-intl.com

SUGATSUNE KOGYO (UK) LTD.
Phone: +44 (0)1491 680737
Fax: +44 (0)1491 60762
E-mail: sales@sugatsune.co.uk
Website: www.sugatsune.co.uk

SUGATSUNE AMERICA, INC.
Phone: +1 310 3296373
Fax: +1 310 3290819
E-mail: sales@sugatsune.com
Website: www.sugatsune.com

SUGATSUNE SHANGHAI CO., LTD.
Phone: +86 (0)21 3632 1858
Fax: +86 (0)21 3632 1868
E-mail: lamp@sugatsune.com.cn
Website: www.sugatsune.com.cn