

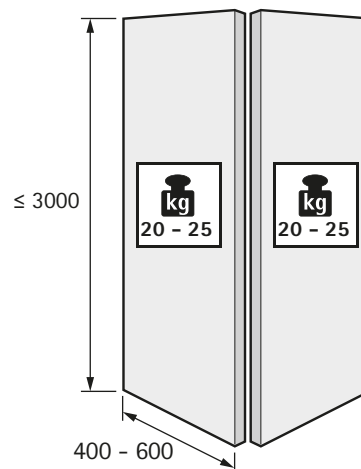
Folding door system

- ▶ WingLine 230 / Attached to the side
- ▶ Performance summary

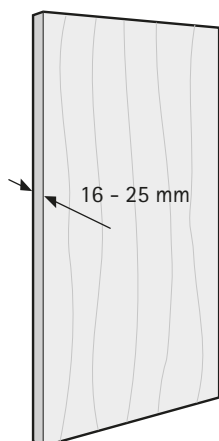
Technical details in brief

- ▶ For 1 folding door with 2 wings
- ▶ Overlay door position
- ▶ For wooden doors
- ▶ Suitable for use with Sensys hinge with Silent System
- ▶ Door wing weight 20 to 25 kg
- ▶ Door height up to 3000 mm
- ▶ Door wing width up to 600 mm
- ▶ Tested with 40000 cycles

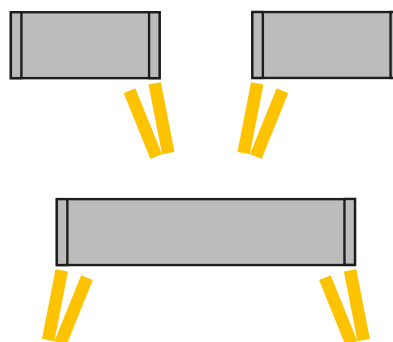
Door format and door weight



Door material



Number of door wings and door position



- ▶ WingLine 230 / Attached to the side
- ▶ System components

WingLine 230 set



- ▶ Set contains all the parts required for 1 folding sliding door with 2 panels, right or left, and 2 folding doors with 2 panels each on right and left

Set comprises:

- ▶ 1 / 2 running components
- ▶ 5 / 10 folding door hinges for pressing in
- ▶ 1 / 2 dampers on the loose shelf
- ▶ 1 / 2 dampers on the runner profile
- ▶ Fixing material

Advice:

- ▶ Please order profiles separately

Runner profile



- ▶ For 19 mm top shelf
- ▶ For screwing on
- ▶ Aluminium