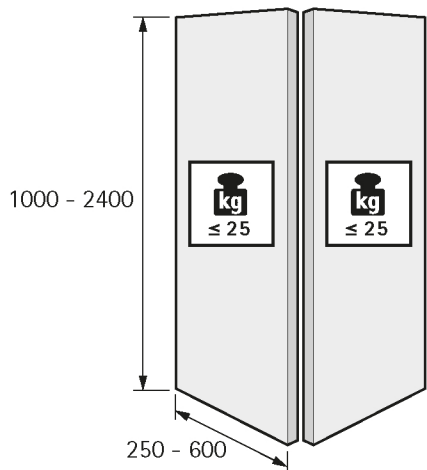
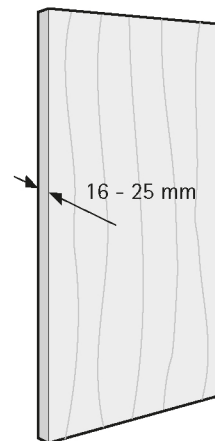


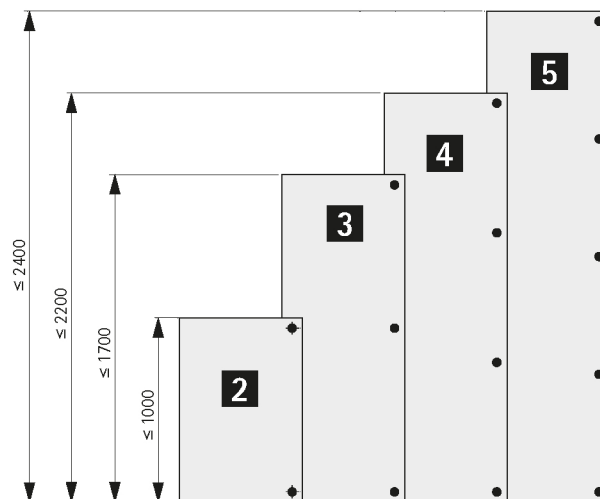
Door format and door weight



Door material



Recommended number of carcass and folding door hinges



The new multifolder: WingLine L



Runner and guide profiles

- Runner profile
- Guide profile for installing on the plinth or under the plinth



Push to move/Pull to move

- Mechanical, soft opening of the door panel set
- 3 force options depending on door panel width and weight



Runners

- Tool-less fast installation
- Running component for door panel weight up to 25 kg
- Running component for door panel weight up to 12 kg



Push to move

- Reliably keeps the door closed



Guide component

- Tool-less fast installation
- Installation on the plinth
- Installation under the plinth



Carcass hinges

- Sensys 110° or 95°, with or without self closing feature



Intelligent installation accessories

- Profile installation
- Positioning centre hinges
- Positioning Push/Pull to move



Centre hinge

- 2 part
- Tool-less fast installation