








Hettich Hinge Cup assembly		Similar terminology	Installation	Comment
Screw on TH52	 Screw on	Screw on	Use your own screws	
For pressing in TH53	 Knock in  Knock in	Knock in	Press in by hinge machine.	Once installed, dowels not removable from the holes
Flash fast installation TH54	 Quarter turn  Quarter turn	Quarter turn (Quick Release)	Use screw driver to turn 90 dgr to lock.	Ideal for two pack doors
Fix fast installation TH55	 Inserta	Inserta	Snap the cap down to expand the gripper arms, tool free	Ideal for two pack doors
With pre-mounted expanding sockets TH58	 E-Dowel	E-Dowel	Screw down the pre mounted screw to force the sockets to expand	Once installed, dowels not removable from the holes