

Hinges & Pistons

Eurofit Hinges

95° Hinges.....	5-1
110° Hinges.....	5-1
155° Hinges.....	5-2
170° Corner Hinges.....	5-3
60° Bi-Fold Hinges.....	5-3
90° Blind Corner Hinges.....	5-4
45° Hinges.....	5-4
110° Reverse Sprung Hinges.....	5-5
Mounting Plates.....	5-6
Piano Hinge, Flap Hinge & Double Action Hinge.....	5-8



Hettich Hinges

Sensys Hinges.....	5-9
Intermat Hinges.....	5-11
Open Angle Limiters	5-11
Mounting Plates.....	5-12
BlueMax Mini Hinge Machine.....	5-12




Blum Hinges

Standard Hinges.....	5-13
Soft Closing Hinges.....	5-13
Mounting Plates.....	5-15
Blumotion for Doors.....	5-16

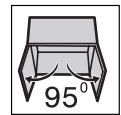
Push Open Pistons

Maco M-Push.....	5-17
Simon Piston.....	5-18
Blum Tip-On.....	5-18
Drilling Template & Inserter Tool.....	5-19



95° Two-Way Gentle Opening & Soft Closing Hinges

With Cam Adjustment (For Pocket Door / Profile / Thick Door)



Full Overlay
C=0

Quick Release

Item No.	Feature	Pattern (Hole to Hole Distance)	Carton Qty
EU-02H95(TW)	Screw-On	Blum (45mm)	200
EU-02H95(TW)-45QR	Quick Release	Blum (45mm)	200
EU-02H95(TW)-48QR	Quick Release	Salice (48mm)	200

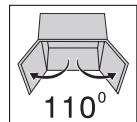
* Please Select Suitable MOUNTING PLATES On Page 5-7

What is "Two-Way"?
A mechanism that enable the door open gently

$H = 12 + K - (D)$

110° Two-Way Gentle Opening & Soft Closing Hinges

With Cam Adjustment



Full Overlay
C=0

Quick Release

Item No.	Feature	Pattern (Hole to Hole Distance)	Carton Qty
EU-02HA(TW)	Screw-On	Blum (45mm)	200
EU-02HA(TW)-45QR	Quick Release	Blum (45mm)	200
EU-02HA(TW)-48QR	Quick Release	Salice (48mm)	200
EU-02HA(TW)-52QR	Quick Release	Hettich (52mm)	200

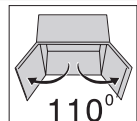
* Please Select Suitable MOUNTING PLATES On Page 5-7

What is "Two-Way"?
A mechanism that enable the door open gently

$H = 12 + K + D$

110° Soft Closing Hinges

With Cam Adjustment



EU-02HA
Full Overlay
C=0

Quick Release
Optional

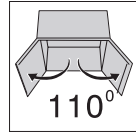
Item No.	Feature	Pattern (Hole to Hole Distance)	Carton Qty
EU-02HA	Screw-On	Blum (45mm)	200
EU-02HA-45D	Knock-In	Blum (45mm)	200
EU-02HA-45QR	Quick Release	Blum (45mm)	200
EU-02HA-48QR	Quick Release	Salice (48mm)	200
EU-02HA-52QR	Quick Release	Hettich (52mm)	200

* Please Select Suitable MOUNTING PLATES On Page 4-8

$H = 12 + K + D$

Sign Up to check prices & order online

110° Soft Closing Hinges With Cam Adjustment



EU-02HB
Half Overlay
C=8

Quick Release

Item No.	Feature	Pattern (Hole to Hole Distance)	Carton Qty
EU-02HB	Screw-On	Blum (45mm)	200
EU-02HB-45QR	Quick Release	Blum (45mm)	200
EU-02HB-48QR	Quick Release	Salice (48mm)	200
EU-02HB-52QR	Quick Release	Hettich (52mm)	200

* Please Select Suitable **MOUNTING PLATES** On Page 5-7

EU-02HC
Full Inset
C=15

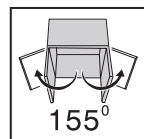
Quick Release

Item No.	Feature	Pattern (Hole to Hole Distance)	Carton Qty
EU-02HC	Screw-On	Blum (45mm)	200
EU-02HC-45QR	Quick Release	Blum (45mm)	200
EU-02HC-48QR	Quick Release	Salice (48mm)	200
EU-02HC-52QR	Quick Release	Hettich (52mm)	200

* Please Select Suitable **MOUNTING PLATES** On Page 5-7

155° Two-Way Gentle Opening & Soft Closing Hinges

(For Cabinet with Inner Drawer or Pullout [Zero Protrusion])



Quick Release

Full Overlay
C=0

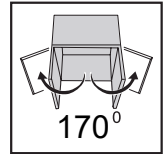
Special Application To Cover 32mm Panel

Item No.	Feature	Pattern (Hole to Hole Distance)	Crt Qty
EU-02H155(TW)	Screw-On	Blum (45mm)	100
EU-02H155(TW)-45QR	Quick Release	Blum (45mm)	100
EU-02H155(TW)-48QR	Quick Release	Salice (48mm)	100
EU-02H155(TW)-52QR	Quick Release	Hettich (52mm)	100

* Please Select Suitable **MOUNTING PLATES** On Page 5-7

155° Hinges

What is "Two-Way"?
A mechanism that enable the door open gently

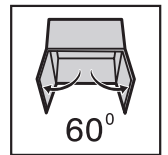


170 ° Corner Hinges

Item No.	Feature	Pattern (Hole to Hole Distance)	Crt Qty
EU-03H170	Screw-On	Blum (45mm)	100
EU-03H170-45D	Knock-In	Blum (45mm)	100
EU-03H170-48D	Knock-In	Salice (48mm)	100
EU-03H170-52D	Knock-In	Hettich(52mm)	100

* Please Select Suitable **MOUNTING PLATES** On Page 5-6

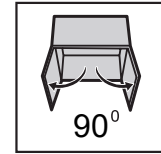
5 Hinges



60 ° Bi-Fold Door Hinges

Item No.	Feature	Pattern (Hole to Hole Distance)	Carton Qty
EU-03H135	Screw-On	Blum (45mm)	125
EU-03H135-45QR	Quick Release	Blum (45mm)	125
EU-03H135-48QR	Quick Release	Salice (48mm)	125
EU-03H135-52QR	Quick Release	Hettich (52mm)	125

* Please Select Suitable **MOUNTING PLATES** On Page 5-6

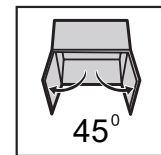


90 ° Blind Corner Hinges

Quick Release (Optional)

Item No.	Feature	Pattern (Hole to Hole Distance)	Crt Qty
EU-03H90	Screw-On	Blum (45mm)	125
EU-03H90-45D	Knock-In	Blum (45mm)	125
EU-03H90-48QR	Quick Release	Salice (48mm)	125
EU-03H90-52D	Knock-In	Hettich (52mm)	125

* Please Select Suitable **MOUNTING PLATES** On Page 5-6



45 ° Hinges

Quick Release (Optional)

Item No.	Feature	Pattern (Hole to Hole Distance)	Crt Qty
EU-03H45	Screw-On	Blum (45mm)	125
EU-03H45-45QR	Quick Release	Blum (45mm)	125
EU-03H45-48D	Knock-In	Salice (48mm)	125
EU-03H45-52D	Knock-In	Hettich (52mm)	125

* Please Select Suitable **MOUNTING PLATES** On Page 5-6

110 ° Push Open Reverse Sprung Hinges

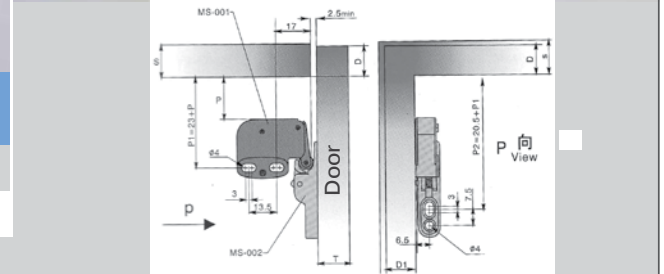


Item No.	Feature	Pattern (Hole to Hole Distance)	Carton Qty
EU-04HA	Screw-On	Blum (45mm)	250

* Please Select Suitable **MOUNTING PLATES** On Page 5-6

$H = 12 + K - (D)$

D\K	3	4	5	6	7
0	17	18	19	20	21
2	15	16	17	18	19
4	13	14	15	16	17



S.....top panel thickness
 T.....door thickness
 D.....door overlay on cabinet TOP panel
 D1.....door overlay on cabinet SIDE panel
 P.....customized position (recommended to be located at 1/3 or 1/2 of door height)
 P1.....assembly screw position of EU-04C
 P2.....assembly screw position of EU-04C

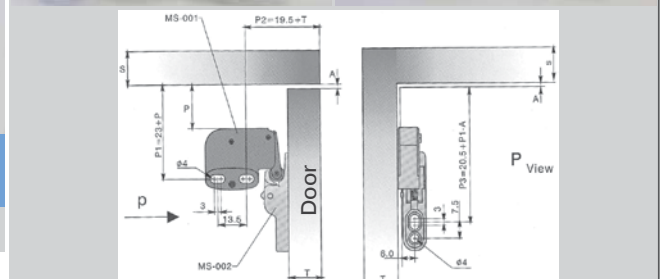


Item No.	Feature	Pattern (Hole to Hole Distance)	Carton Qty
EU-04HC	Screw-On	Blum (45mm)	250

* Please Select Suitable **MOUNTING PLATES** On Page 5-6

$H = -2 + K + A$

D\K	3	4	5	6	7
0	1	0	-1	-2	-3
2	3	2	1	0	-1
4	5	4	3	2	1



S.....top panel thickness
 T.....door thickness
 A.....gap between upper door edge & cabinet top panel
 P.....customized position (recommended to be located at 1/3 or 1/2 of door height)
 P1.....assembly screw position of EU-04L
 P2.....assembly screw position of EU-04C
 P3.....assembly screw position of EU-04C



Item No.	Set
EU-04CAT	1 x EU-04L, 1 x EU-04C

Mounting Plates

With Height Adjustable Screws (For EU-03 / EU-04 Hinges)

** Height Adjustable*

Item No.	Height	Screw Type	Crt Qty
EU-01P0	0mm	No Screw	500
EU-01P2	2mm	No Screw	500

** Height Adjustable*

With V32 dowel

Item No.	Height	Screw Type	Crt Qty
EU-01P0D	0mm	V32 Dowel	500

Standard Mounting Plates

(For EU-03 / EU-04 Hinges)

Item No.	Height	Screw Type	Crt Qty
EU-03P0	0mm	No Screw	500
EU-03P2	2mm	No Screw	500

With V32 dowel

Item No.	Height	Screw Type	Crt Qty
EU-03P0D	0mm	V32 Dowel	500
EU-03P2D	2mm	V32 Dowel	500

Dowels and Plugs for Hinges

Item No.	Description	Crt Qty
EU-8mm Dowel	45D Dowel	1,000
EU-10mm Dowel	48D/52D Dowel	1,000
EU-Screw for Plug	Screws For Plug	1,000

Mounting Plates

Without Height Adjustable Screws (For EU-02 Soft Closing Hinges)

				<p>With V32 dowel</p>			
Item No.	Height	Screw Type	Crt Qty	Item No.	Height	Screw Type	Crt Qty
EU-02PM0	0mm	No Screw	400	EU-02PM0D	0mm	V32 Dowel	400

Mounting Plates

With Height Adjustable Screws (For EU-02 Soft Closing Hinges)

				<p>With V32 dowel</p>			
<i>* Height Adjustable</i>		<i>* Height Adjustable</i>					
Item No.	Height	Screw Type	Crt Qty	Item No.	Height	Screw Type	Crt Qty
EU-02P0	0mm	No Screw	400	EU-02P0D	0mm	V32 Dowel	400

Bi-Folding Door Hinge



Knock In

Item No.	Finish	Feature	Carton Qty
FH-3308	Nickel Plated	Screw In	100
FH-3308-52D	Nickel Plated	KnockIn	100

★ Refer To Page 4-2
For Bi-Folding Door System

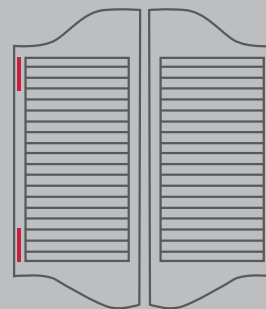
Flap Hinge (Full Overlay)



Item No.	Finish	Carton Qty
FH-1360	Nickel Plated	50

★ Refer To Page 8-5
For Soft Down Stays

Double Action Hinge



Material: Nickel Plated



For Bar Doors Or
Restaurant Kitchen Doors.
(Suitable for doors up to 35mm
thick and 20kg maximum weight.)

Item No.	Feature	Carton Qty
FH-3301	100mm	10

Piano Hinge



Please Use Screw
Par-4058 (#4X5/8", 16mm)
For Piano Hinge.

Item No.	Length	Width	Finish	Carton Qty
EU-05PH	25m	30mm	Nickel Plated	6

Sign Up to check prices & order online

Hettich Sensys Soft Closing Hinges

Concealed hinge with clip on installation and integrated Silent System



Sensys 110° Soft Closing Hinge

- For door thickness of 15 - 24 mm
- Height adjustment at mounting plate
- Steel, nickel plated

Item No.	Feature	Carton Qty
Hetti-Sens-9071205.05	Screw In, Full Overlay	200
Hetti-Sens-9071226.06	Knock In, 45mm, Full Overlay	200
Hetti-Sens-9071208.06	Knock In, 52mm, Full Overlay	200
Hetti-Sens-9071211.03	Flash Fast, (Quarter Turn) 52mm, Full Overlay	200
Hetti-Sens-9073614.02	Fix Fast, (Inserta) 52mm, Full Overlay	200
Hetti-Sens-9073626.02	Fix Fast, (Inserta) 45mm, Full Overlay	200
Hetti-Sens-9071209.04	Knock In, Half Overlay	200
Hetti-Sens-9071210.03	Knock In, Full Inset	200

5 Hinges



Sensys 110° Thin Door Soft Closing Hinge

- For door thickness of 10 - 19 mm
- Height adjustment at mounting plate
- Steel, nickel plated

Item No.	Feature	Carton Qty
Hetti-Sens-9094270.02	Screw In	50



Sensys 95° Thick Door Soft Closing Hinge

- For door thickness of 15 - 32 mm
- Height adjustment at mounting plate
- Steel, nickel plated

Item No.	Feature	Carton Qty
Hetti-Sens-9090261.00	Knock In	50

Sign Up to check prices & order online

Hettich Sensys Soft Closing Hinges

Concealed hinge with clip on installation and integrated Silent System



Sensys 165° Soft Closing Hinge

- For door thickness of 15 - 32 mm
- Height adjustment at mounting plate
- Zero protrusion hinge
- Opening angle 165°
- Drilling pattern TH 52 x 5.5 mm
- Steel, nickel plated

Item No.	Feature	Carton Qty
Hetti-Sens-9099541.02	Knock In	50
Hetti-Sens-9099542	Flash Fast (Quarter Turn)	50
Hetti-Sens-9099543	Fix Fast (Inserta)	50



Sensys Blind Corner Soft Closing Hinge

- For door thickness of 15 - 28 mm
- Height adjustment at mounting plate
- Steel, nickel plated

Item No.	Feature	Carton Qty
Hetti-Sens-9088039.01	Knock In	50



Sensys 45° Soft Closing Hinge

- For door thickness of 15 - 28 mm
- Height adjustment at mounting plate
- Steel, nickel plated

Item No.	Feature	Carton Qty
Hetti-Sens-9088037.01	Knock In	50

Hettich Intermat Hinges

Concealed hinges with knock in installation



Intermat 110° Hinge

- For door thickness of 15 - 25 mm
- Height adjustment at mounting plate
- Steel, nickel plated

Item No.	Feature	Carton Qty
Hetti-IntM-1029520.12	Knock In	200



Intermat Bi-Folding Hinge

- Diagonal adjustment +9.5mm / -9.5mm
- Height adjustment at mounting plate
- Steel, nickel plated


Item No.	Feature	Carton Qty
Hetti-IntM-9043261.00	Knock In	50



Intermat 165° Hinge

- For door thickness of 15 - 32 mm
- Height adjustment at mounting plate
- Zero protrusion hinge
- Steel, nickel plated

Item No.	Feature	Carton Qty
Hetti-IntM-9099751.01	Knock In	50



Open Angle Limiters

- For reducing the opening angle of doors with adjoining elements
- Avoids damage to the front panel
- Plastic, anthracite

Item No.	Feature
Hetti-Sens-9090756.00	A. from 165° to 105° / 120°
Hetti-Sens-9072540	B. from 110° to 85°
Hetti-Sens-9072541	C. from 95° to 85°

Mounting Plates

Steel, nickel plated



Screw In

- For hole line 37 x 32mm
- Adjustment range +3mm/ -3mm

Item No.	Height	Carton Qty
Hetti-P-907157602	1.5mm	200
Hetti-P-907157702	3mm	200



with Dowels

- For Hole line 37 x 32 mm
- Adjustment range +2mm/ -2mm

Item No.	Height	Carton Qty
Hetti-P-9071595.00	0mm	200
Hetti-P-9071596.00	1.5mm	200
Hetti-P-9071597.00	3mm	200




Cam Adjustable with Dowels

- Dowel (ø 5 x 12 mm)
- For Hole line 37 x 32 mm
- Adjustment range +2mm/ -2mm

Item No.	Height	Carton Qty
Hetti-P-9071656.01	1.5mm	200
Hetti-P-9071657	3mm	200

BlueMax mini hinge machine, & accessories



Item No.	Description
Hetti-Tool-40675	A. BlueMax mini hinge machine, single phase (1 piece required)
Hetti-Tool-9106101	B. Drill VHM 35mm x 57mm Clockwise (1 piece required)
Hetti-Tool-53951	C. Drill ø10mm x 57mm AntiClockwise (2 pieces required)
Hetti-Tool-9131497	D. Quick change chuck for drill bits (3 pieces required)
Hetti-Tool-9180604	E. Insertion die for Sensys Hinge with Cup (Optional)

Sign Up to check prices & order online

107° Opening / Full Overlay



 Screw In 107° Full Overlay Screw In	 Knock In 107° Full Overlay Knock In	 Inserta 107° Full Overlay Inserta
Item No.	Hinge Type	Carton Qty
Blum_H_75T1550	Screw In	250
Blum_H_75T1580	Knock In	250
BLum_H_75T1590B	Inserta	250

107° Opening / Half Overlay




Item No.	Hinge Type	Carton Qty
Blum_H_75T1650	Screw In	250
Blum_H_75T1680	Knock In	250
Blum_H_75T1690B	Inserta	250

107° Opening / Full Inset



Item No.	Hinge Type	Carton Qty
Blum_H_75T1750	Screw In	250
Blum_H_75T1780	Knock In	250
Blum_H_75T1790B	Inserta	250

110° Opening / Full Overlay



Item No.	Hinge Type	Carton Qty
Blum_H_71B3550	Screw In	250
Blum_H_71B3580	Knock In	250
BLum_H_71B3590	Inserta	250

95°/Pocket Door/Profile/Thick Door



Item No.	Hinge Type	Carton Qty
Blum_H_71T9580	Knock In	250
Blum_H_71T9590B	Inserta	250


★ 3mm Plates Required

Sign Up to check prices & order online



110° Opening Inserta Black

0mm Plates are required



Item No.	Hinge Type	Carton Qty
Blum_H_71B3590 (Black)	Inserta	250

170° Opening

Full Overlay / Half Overlay



Item No.	Hinge Type	Feature	Crt Qty
Blum_H_71T6550	Screw In	Full Overlay	125
Blum_H_71T6580	Knock In	Full Overlay	125
Blum_H_71T6540B	Inserta	Full Overlay	125
Blum_H_71T6650	Screw In	Half Overlay	125

60° Opening Bi-Fold Hinge



Item No.	Hinge Type	Carton Qty
Blum_H_79T8500	Screw In	125
Blum_H_79T8530	Knock In	125

45° Opening Cross Corner Hinge



Item No.	Hinge Type	Carton Qty
Blum_H_79B3598	Inserta	50

90° Blind Corner Hinge



Item No.	Hinge Type	Carton Qty
Blum_H_79B958E	Expando	50
Blum_H_79B9590B	Inserta	50

120° Opening Unsprung Hinge/Full Overlay



Item No.	Hinge Type	Carton Qty
Blum_H_70T5550.TL	Screw In	50
Blum_H_70T5590BTL	Inserta	50



3mm Plates Required



to check prices & order online

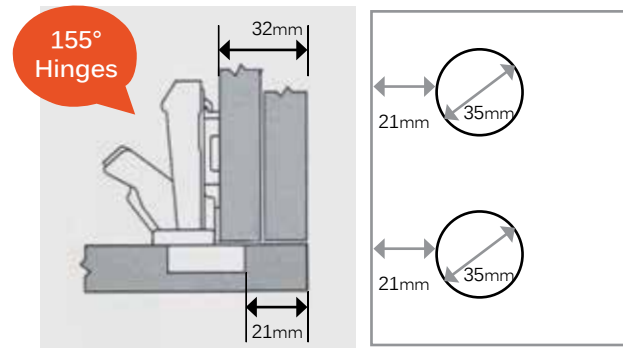


155° Opening (Zero Protrusion) Full Overlay (For Cabinet with Inner Drawer or Pullout)



Item No.	Hinge Type	Carton Qty
Blum_H_71T7530N	Knock In	125
Blum_H_71T7590	Inserta	125

Special Application To Cover 32mm Panel



Screw In Plates



Item No.	Spacing	Height	Carton Qty
Blum_P_173L6100	0 mm	8.5mm	500
Blum_P_173L6130	3 mm	11.5mm	500

Knock In Plates (Split Dowels / Expando)



Item No.	Spacing	Height	Carton Qty
Blum_P_174E6100.01	0 mm	8.5mm	500
Blum_P_174E6130.01	3 mm	11.5mm	500

Cam Adjustment Screw In Plates



Item No.	Spacing	Height	Carton Qty
Blum_P_173H7100	0 mm	8.5mm	500
Blum_P_173H7130	3 mm	11.5mm	500

Cam Adjustment Knock In Plates (Split Dowels / Expando)



Item No.	Spacing	Height	Carton Qty
Blum_P_174H7100E	0 mm	8.5mm	500
Blum_P_174H7130E	3 mm	11.5mm	500



Blumotion For Doors



Blumotion with hinge



973A0500

973A6000

Item No.	Application	Carton Qty
Blum_BM_973A0500	170° In Line / Cranked Hinges	50
Blum_BM_973A6000	107°,100° ,120° Hinges	50

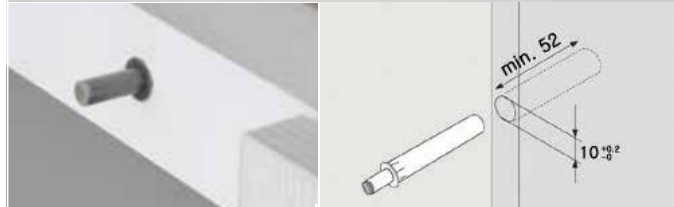


Item No.	Application
Blum_BM_971A0500	For All Hinges With A Straight Hinge Arm And A 0Mm Plate. Exception 95° Profile Door Hinge
Blum_BM_971A2500	For All Hinges With A Straight Hinge Arm And A 3Mm Plate. Exception 95° Profile Door Hinge

Soft Closing Door Dampers



Door damper



Item No.	Description	Carton Qty
SC-Damper		100
SC-Damper-Blind/C	For Blind Corner	100



Door damper with adaptor



Item No.	Carton Qty
SC-Adaptor	100

Hinges
5

Sign Up to check prices & order online

Push Open Pistons



<p>Made In Germany</p>		<p>Made In Germany</p> <p><i>* Magnetic</i></p>		
Item No.	Carton Qty	Item No.	Feature	Carton Qty
POP-01(Ger)	100	POP-02(Ger)	Magnetic	100

★ Recommend To Use With Unsprung Hinge (see page 5-14)

		<p><i>* Magnetic</i></p>		
Item No.	Carton Qty	Item No.	Feature	Carton Qty
POP-90(L)	100	POP-80(L)	Magnetic	100

★ Recommend To Use With Unsprung Hinge (see page 5-14)

Tip-On For Doors

Tip-On Housing

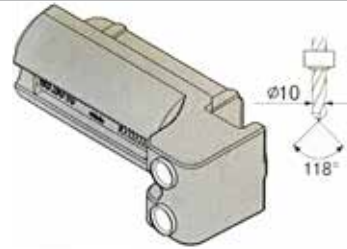


			<p>Tip-on with housing</p>		
Item No.	Description	Carton Qty	Item No.	Description	Carton Qty
Blum_TO_956.1004	50mm	50	Blum_TO_956.1201	Adapter for 50mm	50
Blum_TO_956A1004(W)	75mm	50	Blum_TO_956A1201(W)	Adapter for 75mm	50

★ Recommend To Use With Unsprung Hinge (see page 5-14)

Sign Up to check prices & order online

Blum Drilling Template



Ideal for installing Push Open Piston

Item No.	For Drill Bit Size
Blum_T_65.5010	Ø: 10mm

Push Open Piston Inserter Tool



Ideal for inserting push open piston

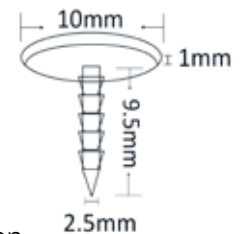
Item No.	Colour	Material
M-Push Inserter Tool	Red	ABS

5 Hinges

Nail On Plate For Push Open Magnetic Catch



- Ø: 10mm
- Gauge: 2.5mm
- Nail Length: 9.5mm
- Plate Thickness: 1mm



Ideal for Magnetic Push Open Piston

Item No.	Gauge	Bag Qty
M-Push-Nail-On-Plate	2.5mm	100